


PREDATOR



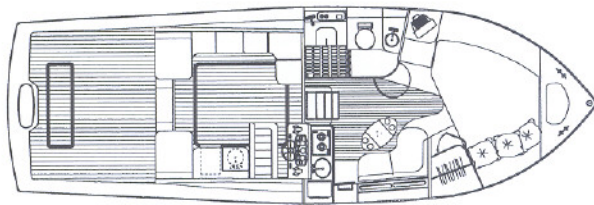
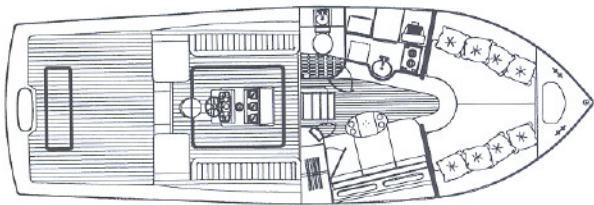
35' Express





Owning the 35' Express Predator comes with our commitment of building the world's finest sportfishing yacht. The Predator is using only cutting-edge materials and breakthrough technology to build a sportfisherman that surpasses all others in its class in both strength and performance. To gain the grace of fine design and the quality of manufacturing found in the tradition of Predator Yachts...take the Predator out and test it. Each yacht is a hand-crafted masterpiece like no other.

It's time to test it and then you can decide!



PREDATOR

Predator Yachts
 P.O. Box 702 • Egg Harbor City
 New Jersey 08215
 Phone: 609-965-2300
 Fax: 609-965-3517
www.eggharboryacht.com

SPECIFICATIONS

Length	35'
Beam	12'
Draft	approx. 37"
Dead rise	20° @ transom
Cockpit Area	100 sq. ft.
Fuel Capacity	350 Gallons
Freshwater Capacity	approx. 60 Gallons
Displacement	approx. 16,500 lbs.

Predator Yachts reserves the right to make changes in design, equipment, layout or construction without notice or being obligated to incorporate such changes in previous products. Capacities of tanks are estimates and usable volume will vary depending upon conditions. Generator is not intended to supply power for all standard and optional accessories. Load must be limited to general output rating.

Please Note: All specifications are approximate. Speeds and fuel consumption are estimates only and are not warranted. The performance and fuel consumption of individual boats may vary due to climate and wind conditions, loading conditions, maintenance, fuel and many other factors beyond Predator's control.